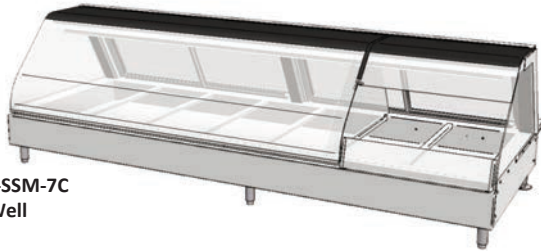


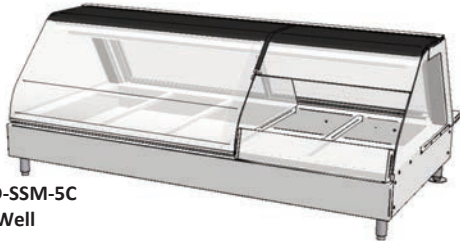


Heated Deli Display Case

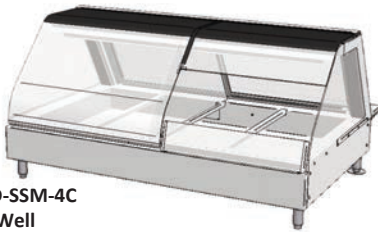
Model KD-FSM & KD-SSM Series



KD-SSM-7C
7-Well



KD-SSM-5C
5-Well



KD-SSM-4C
4-Well




KD-FSM-3C
3-Well



The **Heated Countertop Deli Display Case** is designed to display a maximum number of menu selections for your customers while keeping the food fresh, at the proper and safe serving temperature.

- Independent thermostat controls for each well.
- Heat radiates both from the base and top of the display case ... lower and upper heaters are controlled separately. Dry operation ... no water.
- Flexible pan layout accepts full range of standard (Gastronorm) pan sizes to suit specific needs.
- Different service options available ... Model FSM is a fully employee service unit ... Model SSM has a 2-ft. section for customer self-service, or the unit may be ordered as full-length of customer self-serve (3 & 4 well models only).
- Products are highly visible and appealing to the customer.
- Available in four different sizes to suit every need; 3, 4, 5 and 7-Well.

Design Features



Upper Ceramic Heaters ensure that food is maintained at a proper holding temperature.

Easy to use temperature controls for lower pan heaters and upper ceramic heaters in each well.



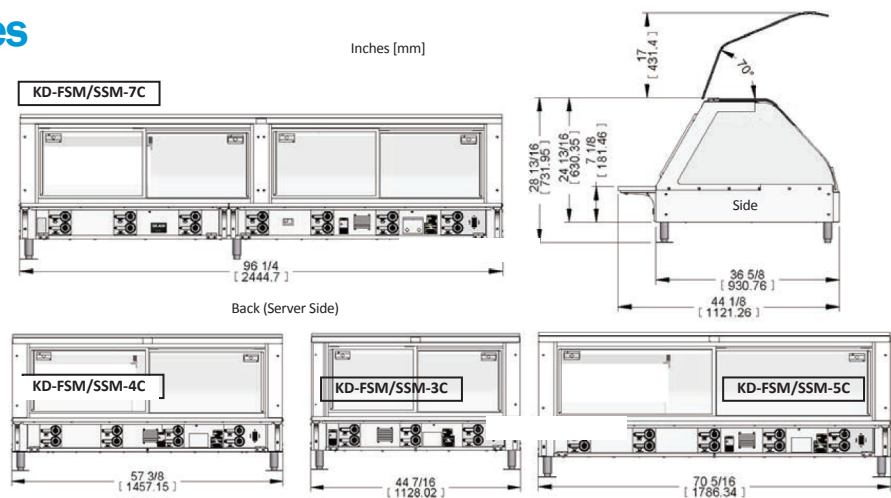
Easy to use temperature controls for lower pan heaters and upper ceramic heaters in each well.

- Curved European-style tempered front glass for maximum visibility. Glass can be raised for easy cleaning; held open by pneumatic struts.
- Removeable side glasses - clear or mirror-tint.
- Sliding tempered glass doors on operator side - clear or mirror-tint; removeable for cleaning.
- Lower sliding door tracks notched to allow easy clean out of crumbs and debris.
- Includes 4" [102mm] adjustable legs; rear set has floor plates for anchoring.
- Energy-efficient fluorescent lighting illuminates displayed products.
- 7-1/2" [191mm] fold-down work shelf(s) - full length of unit on operator-side.



Heated Deli Display Case

KD-FSM & KD-SSM Series



Specifications

Construction: 16 ga. & 18 ga. 430 Series Stainless Steel

Bottom Heaters: Calrod® elements

Upper Heaters: Ceramic, 150W

Electrical Specifications: (Service cord NOT provided)

Model	Voltage	Hz	Ph	Amps	kW
KD-FSM/SSM-7C	208-240	50-60	1	31.5 - 31.6	6.6 - 7.6
KD-FSM/SSM-5C	208-240	50-60	1	22.4 - 22.4	4.7 - 5.4
KD-FSM/SSM-4C	208-240	50-60	1	17.7 - 17.9	3.7 - 4.3
KD-FSM/SSM-3C	208-240	50-60	1	13.2 - 13.3	2.7 - 3.2

Shipping Specifications:

Model	Crated Weight	Crated Dimensions	Cube
7-Well	818 lbs [368 kg]	54" X 108" X 43" [1372mm X 2743mm X 1092mm]	145 ft ³ [4.1 m ³]
5-Well	621 lbs [282 kg]	54" X 84" X 43" [1372mm X 2134mm X 1092mm]	113 ft ³ [3.2 m ³]
4-Well	520 lbs [236 kg]	54" X 71" X 43" [1372mm X 1803mm X 1092mm]	95 ft ³ [2.7 m ³]
3-Well	489 lbs [222 kg]	54" X 64" X 43" [1372mm X 1626mm X 1092mm]	86 ft ³ [2.4 m ³]

Included Accessories:

Pan Divider Set

(2) Side Glasses

(1) Sneeze Guard Glass (if required)

(1) or (2) Cutting Board Work Shelves

(1) Partition Glass (if required)

Pans, Pan Grates & Self-Serve Tile Inserts are not included.

How To Specify

NOTE: Self-Serve Section location is determined from customer viewpoint ... SSM models 4C, 5C & 7C - specify R [Right] or L [Left]. 4-Well SS Case with no [R] or [L] specification is for a full length Self-Serve unit.

Description	Model	Size - No. of Pan Wells			
Full Service style Case	KD-FSM-	3C	4C	5C	7C
Self Service style Case	KD-SSM-	3C	4C-R or L	5C-R or L	7C-R or L

1. Select Root Part Number:

Voltage	Hz	Ph	Description	Root Part No.
208-240	60	1	KD-FSM-3C	71816-01
208-240	60	1	KD-SSM-3C	71816-31
208-240	60	1	KD-SSM-4C-L	71817-21
208-240	60	1	KD-SSM-4C-R	71817-11
208-240	60	1	KD-FSM-4C	71817-01
208-240	60	1	KD-SSM-4C	71817-31
208-240	60	1	KD-SSM-5C-L	71818-21
208-240	60	1	KD-SSM-5C-R	71818-11
208-240	60	1	KD-FSM-5C	71818-01
208-240	60	1	KD-FSM-7C	71819-01
208-240	60	1	KD-SSM-7C-L	71819-21
208-240	60	1	KD-SSM-7C-R	71819-11

2. Accessories Sold Separately

Specify the part number and quantity of the following accessory items needed:

Qty	Description	Part No.
	Self-Serve Tile Section	66033-KD
	Full Size Pan 4" Deep	00502216
	Full Size Pan 2-1/2" Deep	00502215
	1/2 Size Pan 4" Deep	00502203
	1/2 Size Pan 2-1/2" Deep	00502202
	1/3 Size Pan 4" Deep	00502206
	1/3 Size Pan 2-1/2" Deep	00502205
	Full Size Steam Grate	00502246
	1/2 Size Steam Grate	00502244
	1/3 Size Steam Grate	00502245

3. Shipping

Specify shipping method



PO Box 160 • 170 Commerce Drive • Holts Summit, MO 65043
www.KitDel.com • Email: sales@KitDel.com
 Toll Free 855.632.3373 • Fax 573.896.9583

Specifications and/or product designs are subject to change without notice. Such revisions do not entitle the buyer to corresponding changes, improvements, additions or replacement for previously purchased equipment.